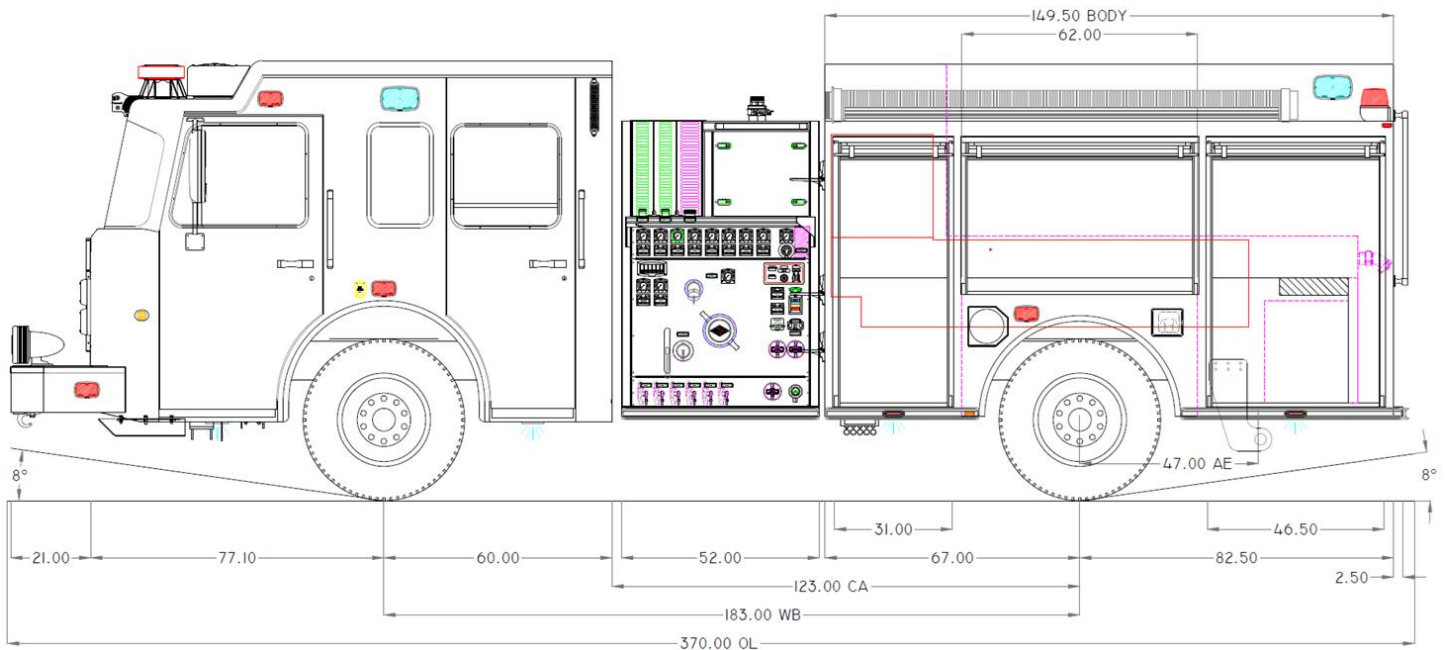


F-180 CUSTOM PUMPER

MODEL #4117



ROAD READY IN 12 MONTHS OR LESS*

CHASSIS

- Ferrara Invader EMFD 10" Raised Roof
- Seating Capacity 6
- Cummins X10 450HP MHD or HHD Engine
- Extreme Duty Interior
- FRC OmniPlex 10" Touchscreen Controls
- 12.8" Touchscreen Instrument Cluster
- IMMI 4Front® & RollTek™ Occupant Protection
- Independent Front Suspension
- Axles: 21,500 Front, 24,000 Rear
- 21" Front Bumper Extension
- 183" Wheelbase
- Advanced Climate Control
- Rear View Backup Camera w/ Color Display
- Whelen Front & Side Scene Lighting
- 48° Cramp Angle
- Michelin Tires
- HD Steel Severe Duty Front Bumper
- Dual Grover Brand Stutter Air Horns
- Optional Federal Q2B Mechanical Siren

BEST IN CLASS FEATURES

- 2-year bumper-to-bumper warranty, backed by Ferrara's nationwide service and support network
- Features non-proprietary pump components and standard parts, making reordering easy and efficient

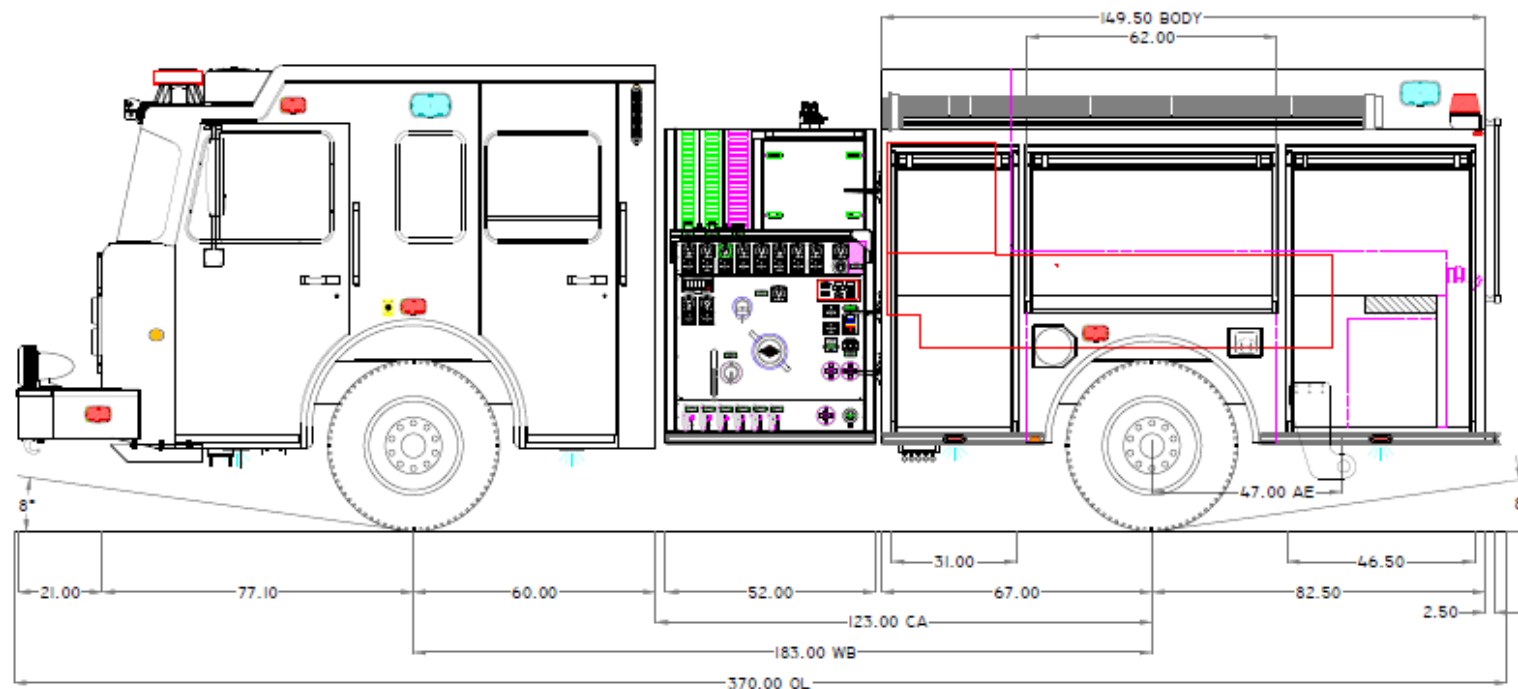
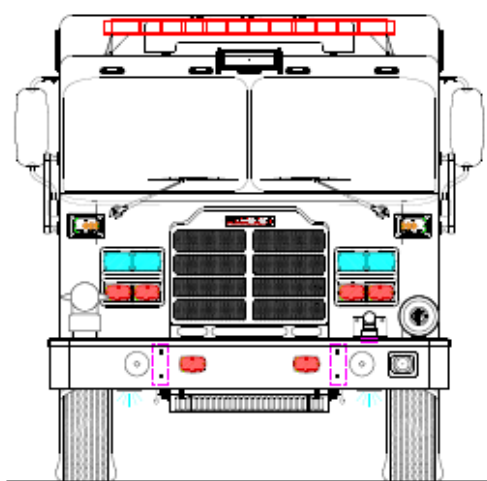
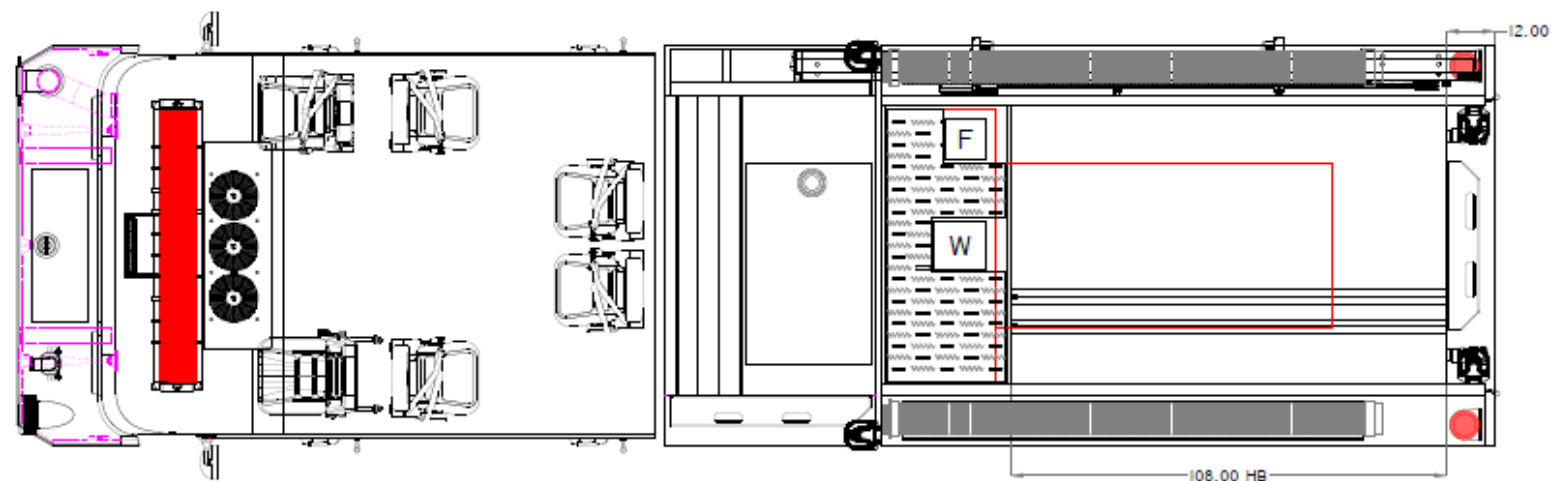
PUMP & PLUMBING

- Waterous CSU 2000 GPM
- FRC InControl Pressure Governor
- 500 Gallons Water / 20 Gallons Foam
- 5" Front Suction w/ Swivel
- 4" Master Discharge
- Booster Reel
- LH and RH Rear Discharges
- Pre-Connects:
 - (2) 1-3/4" Crosslays
 - (1) 2-1/2" Crosslay
 - (1) 2-1/2" Front Trashline
 - (1) 2-1/2" Hose Bed
- TFT Extenda-Gun on Deluge Riser
- Poly Water Tank

BODY

- Tri-Max™ High Strength Aluminum Body
- High/Low Configuration with Low Hosebed
- Vibra-Torque Body Mounting System
- ROM Series IV Roll-up Doors
- Dual Full-Height LED Compartment Lights
- Door Protection Shields
- SCBA Bottle Storage for (3)
- Durable Compartment Finish
- OnScene LED Compartment Lighting
- Whelen LED Lighting Package
- Side Mounted 24', 14', 10' Attic Ladder, and Two std Pike Poles
- Intermediate Rear Step w/ Handhold
- Whelen Side Scene Lighting

*** OPTIONAL CONTENT NOT SHOWN ***
 REFER TO QUOTEWITER SPECIFICATIONS
 FOR FULL OPTION CONTENT

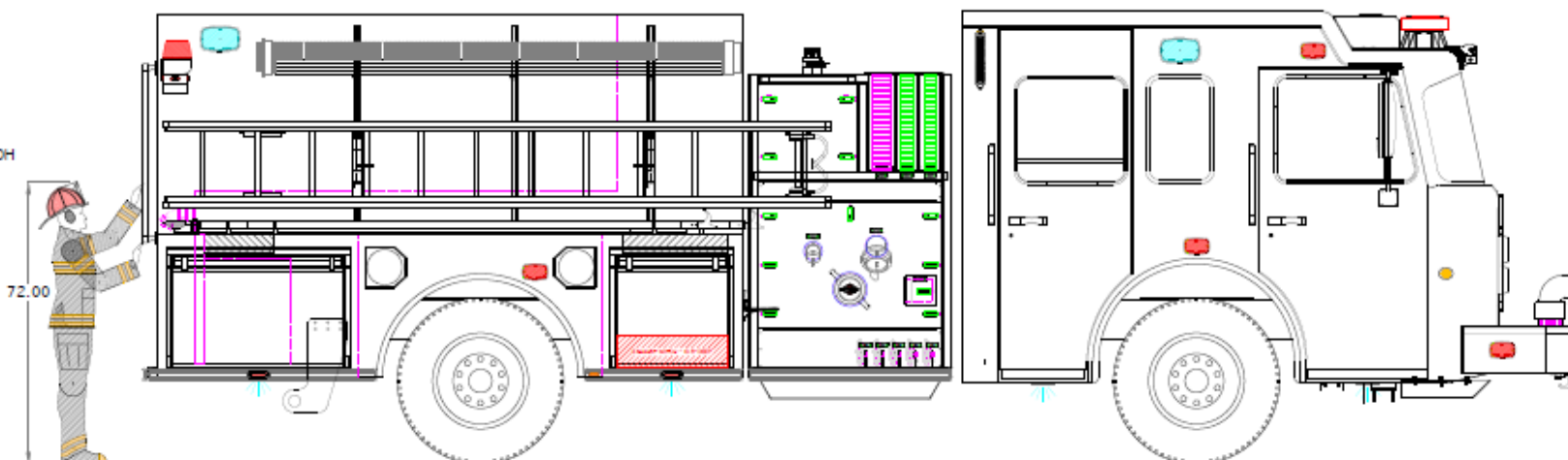
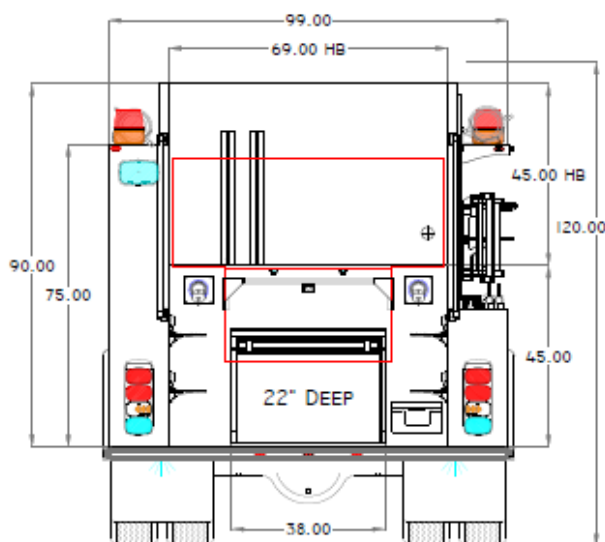


MODEL 4117
 INVADER EMFD
 21,500# FRONT / 21,000# REAR
 CUMMINS X10 MD / ALLISON 3000 EVS
 WATEROUS CSU 2000 GPM
 500 GALLON WATER / 20 GALLON FOAM

CUSTOMER APPROVAL

PRINTED NAME: _____
 SIGNATURE: _____
 TITLE: _____
 DATE: _____

THIS DRAWING IS A VISUAL REPRESENTATION OF A SPECIFIED APPARATUS. IN THE EVENT OF DISCREPANCY BETWEEN SPECIFICATIONS AND DRAWING, THE SPECIFICATIONS SHALL PREVAIL.



02-03-26 ENGINEERING COMPLETE (JM/RGH/AN)
 01-21-26 PRECON REVIEW (JM/RGH/AN)
 11-19-25 ENGINEERING REVIEW (CCS)
 *HEIGHT COULD VARY +/- 2" BASED ON LOADING OF VEHICLE

F-180 CUSTOM PUMPER

MODEL #4117



OPTIONAL FEATURES

- Additional Hose Bed Divider**
Provides flexibility for organized hose storage.
QTY: _____
- Painted Roll-Up Doors**
Match roll-up doors to your custom paint color.
- Satin Finish Roll Up Doors**
Durable, corrosion resistant aluminum finish.
- Black-Out Package**
Black light bezels, black wheel well trim, black anodized aluminum grab rails, and black powder coated folding steps.
- Booster Reel**
Booster reel with electric rewind in pump upper storage for rapid deployment.
- FC-94 Chassis**
MFD 94" Cab with 450 horsepower Cummins X10, both Medium Torque and High Torque optional. Reduces OAL by 3" and wheelbase by 6" with the same 6-person seating.
- Additional Upper Shelves**
Organize open space for specific storage needs.
QTY/Location: _____
- Additional Lower Shelves**
Maximize compartment depth for flexible storage.
QTY/Location: _____
- Floor Mounted Roll-Out Trays**
Provide ergonomic access with heavy duty storage.
QTY/Location: _____
- Wheel Chocks**
Folding NFPA compliant wheel chocks stored under left side compartments.
- Hard Suction Hoses w/Carriers**
Two anodized aluminum hose storage with restraints including clear PVC 6" x 10' installed each side.